

AZAAN INTERNATIONAL SCHOOL

Grade - II

ACTIVITY SHEET- I

Subject-E.V.S

Name: _____ Class: _____ Sec: _____

LESSON NO: 1. ME AND MY BODY

I. Label the given body parts.

Neck	legs	head	hands	shoulder	fingers
eyes	nose	elbow	knee		



II. Fill in the blanks.

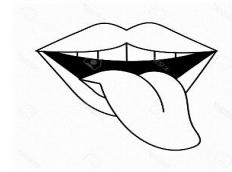
1. The head is joined to the trunk by the _____.(shoulders /neck)
2. Our arms and legs together make the _____.(limbs / trunk)
3. The sense organ that helps us to taste is _____.(nose / tongue)
4. Healthy food helps us to _____.(fall sick /grow)
5. We should keep our body _____.(neat/dirty)

III. Match the following.

A

1. We hear with our
2. We smell with our
3. We taste with our
4. We feel with our
5. We see with our

B



IV. Write any three things which we should do to stay fit and healthy.

1. _____.
2. _____.
3. _____.

V. Draw any three things which you use to keep your body clean.



AZAAN INTERNATIONAL SCHOOL

Grade - II

ACTIVITY SHEET- II

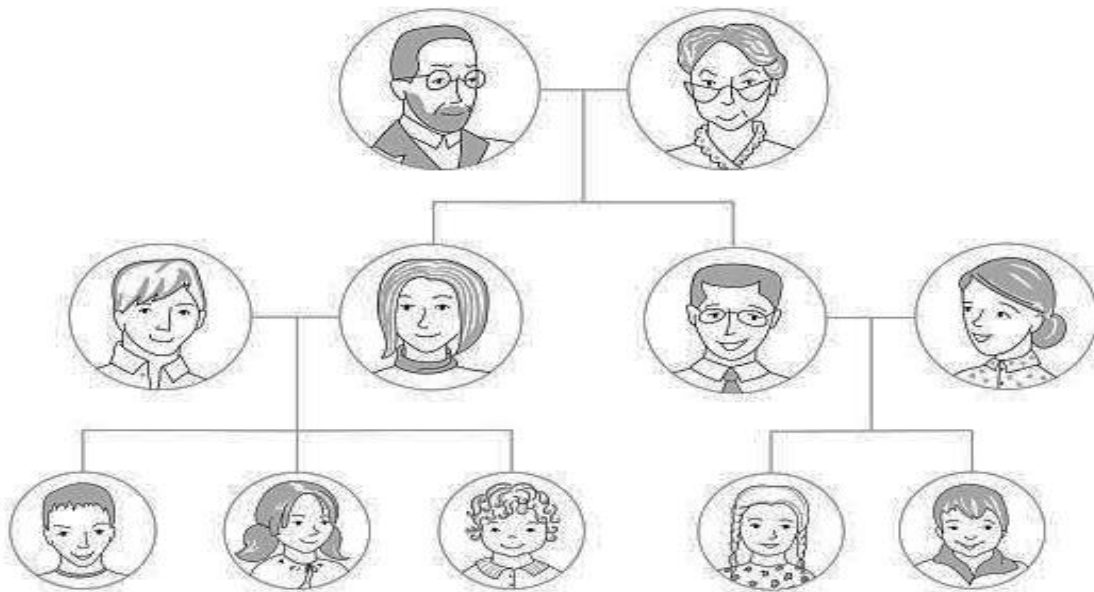
Subject-E.V.S

Name: _____ Class: _____ Sec: _____

LS. NO:2. MY FAMILY AND MY NEIGHBOURS.

I. Look at the family tree and Label it with the help of box.

Grandfather	Mother	Grandmother	Father	Aunt	Uncle
Brother	Sister	Cousin			



Family tree

II. How do you call the following members of the family?



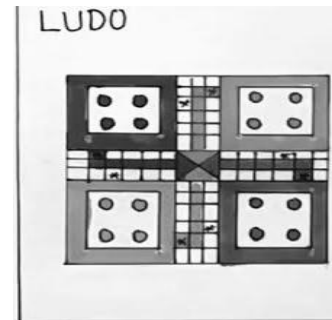
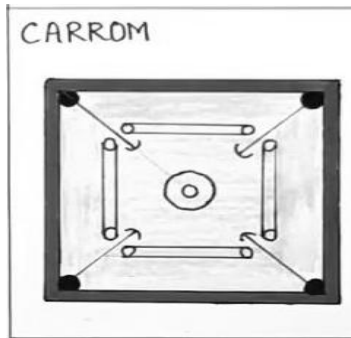

1. Father's mother _____
2. Mother's father _____
3. Father's sister _____
4. Aunt and Uncle's children _____
5. Our mother and father _____

III. Identify the picture and fill the blanks.



1. This is a _____ family.
2. It has _____ members.
3. Big family is also called as _____ family.

IV. Choose the games and put it in correct column.



Indoor Games	Outdoor Games


V. Name the following festivals.



- _____



- _____



- _____



- _____



- _____

AZAAN INTERNATIONAL SCHOOL

Grade - II

Activity Sheet-III

Subject- EVS

Name: _____

Class: _____

Sec: _____

LESSON:3. FOOD AND CLOTHES.

I. Name the following.

1. Any two body building foods.

a. _____

b. _____

2. Any two foods we get from animals.

a. _____

b. _____

3. Any two kinds of clothes we make from animals.

a. _____

b. _____

4. Any two protective foods.

a. _____

b. _____

5. Any two things we use in rainy season.

a. _____

b. _____

II. Fill in the blanks.

1. We wear light _____ clothes in summer. (woollen / cotton)

2. Clothes such as sweaters, mufflers, caps and socks are worn in _____ season. (winter / rainy)

3. People wear _____ as special clothes when they go for work. (party dress / Uniforms)

4. The two sources of food are _____. (plants and animals / food and water)


5. People who eat meat, fish and eggs are called _____.(non-vegetarians / vegetarians)

III. Match the following.

1. Energy giving food



2. Body building food




3. Protective food

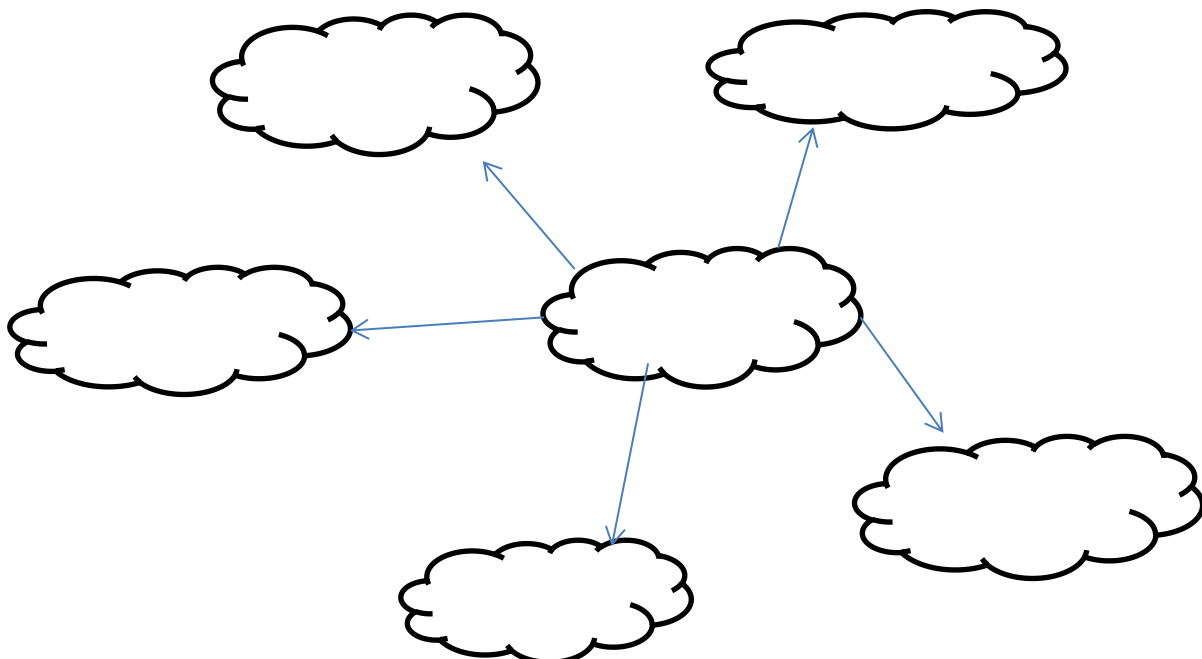


4. Spices

5. Silk from



IV. Name any five food items we make from milk.



V. Name the materials used to make the following.

T-shirt- _____

Raincoats- _____

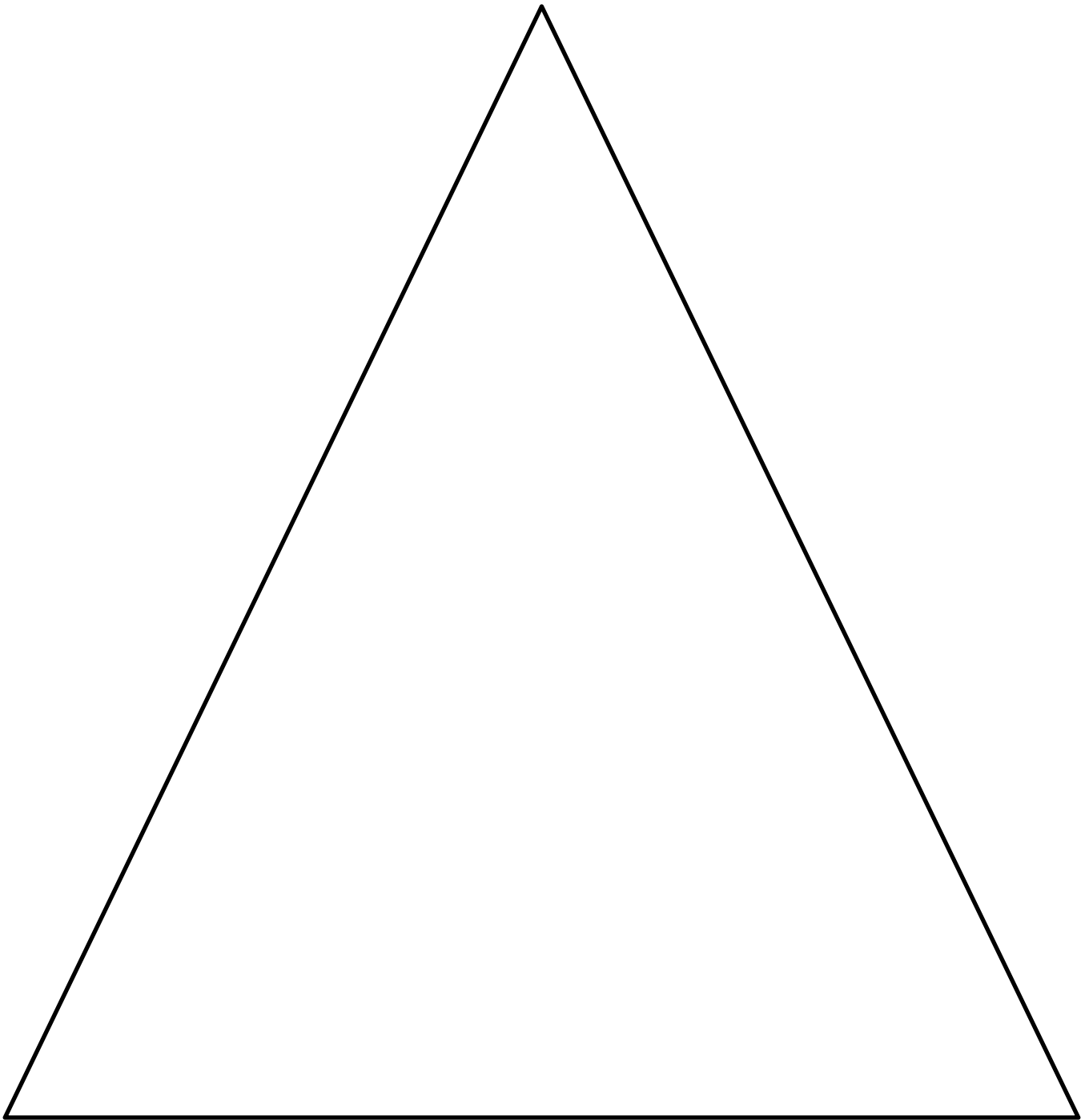
Socks- _____

Sweaters- _____

Shiny sarees- _____

Party Scarfs- _____

VI. Draw, colour and label the food pyramid. (Refer Textbook, Page No: 24).



AZAAN INTERNATIONAL SCHOOL

Grade - II

Activity Sheet-IV

Subject- EVS

Name: _____

Class: _____ Sec: _____

LESSON NO: 4. HOUSES WE LIVE IN.

I. Look at the pictures, choose and write names of the houses from the help box.


Igloo

tent


caravan

house boat

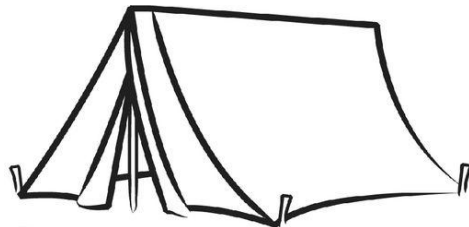
stilt house











II. Fill in the blanks.

1. A stilt house stands on a set of _____ (ice / wooden) poles.
2. An _____ (logs / Igloo) is made from the blocks of snow.
3. _____ (caravans / Houseboats) are the houses that floats on water.
4. We keep our houses _____ (neat and clean / dirty).

5. We need a _____ (house / phone) to live in.

III. Answer the following.

a. Give any two examples of movable houses.

1. _____ 2. _____

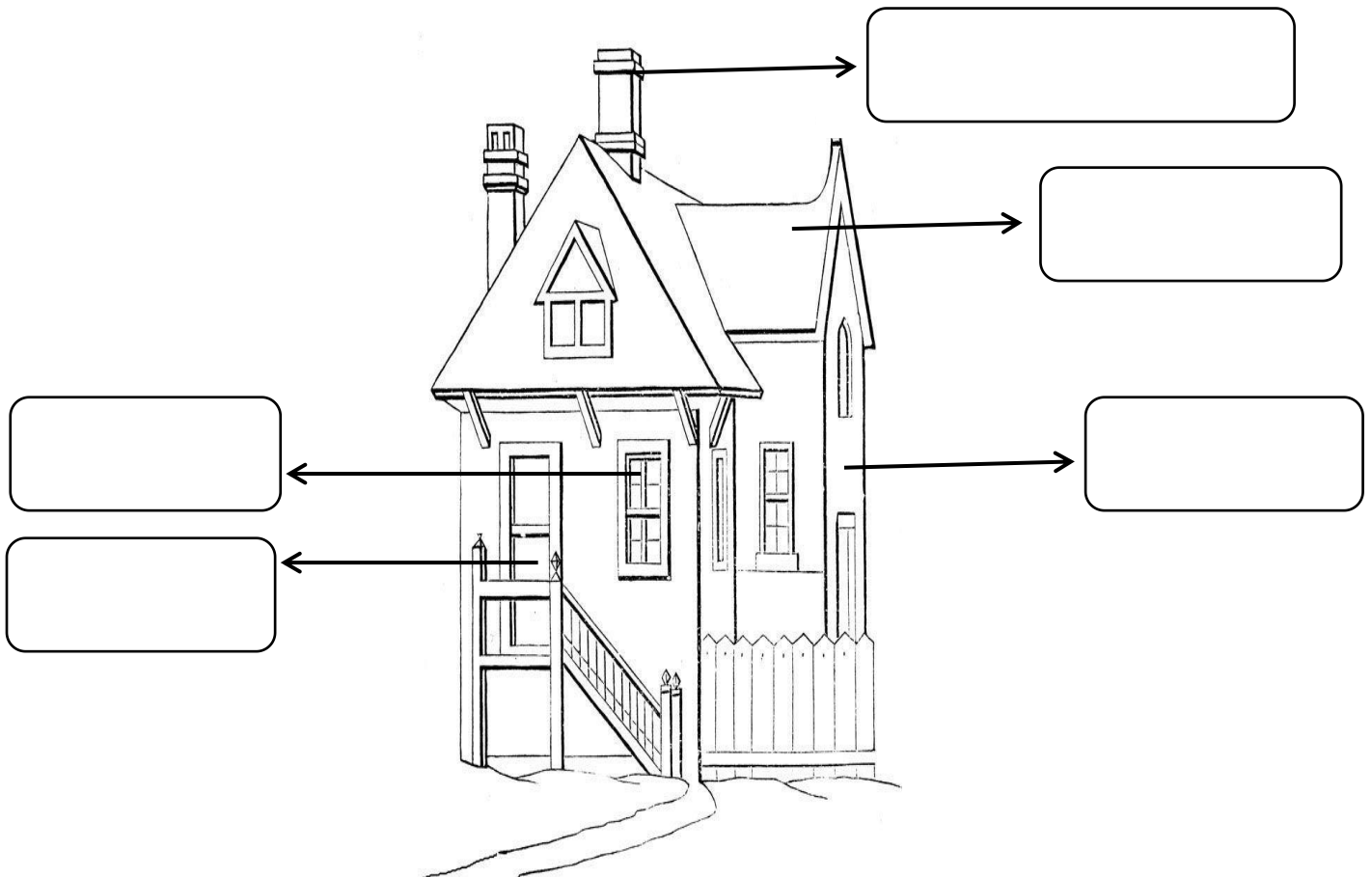
b. Name any two types of houses we see around us.

1. _____ 2. _____

c. Name any two materials used to build a house.

1. _____ 2. _____

IV. Write the names of the parts of a house.



V. Draw a kutcha house and a pucca house and colour it.

Kutcha House	Pucca House